

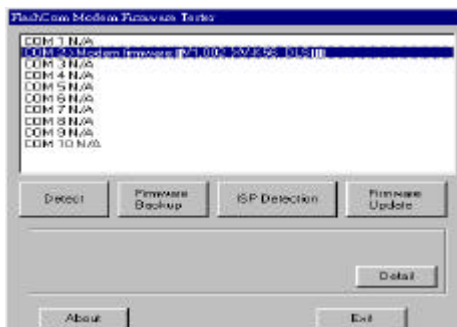
V.90 Installation Guide

Thank you for purchasing PLANET External 56K modem. Although the specification of V90 has been released in public for some time, each modem manufacturer is still endeavoring to the performance of the compatibility tests because it is not a standardized specification. To serve our customers, we especially issue the V90 upgrading tool to provide customers with ISP dial-up service selection by either ROCKWELL K56Flex specification or ITU-T V90 specification. This tool program is easy to use. It's can upgrade the V90's protocol and also can upgrade firmware after V90 upgrade Simply following the instructions on the screen step by step, the goal of upgrading can be reached.

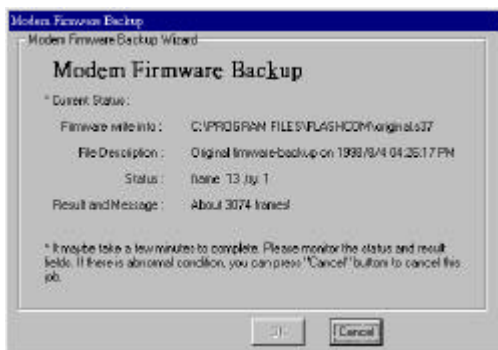
Step1 Place the CD of the V90 sub directory then execute SETUP. After running for a while, After the installation is completed, return to Window95 <start><program> to select "FlashCom" then execute, the following screen will appear to detect modem automatically.

Note:

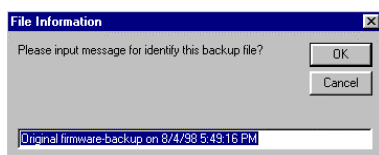
After FlashCom is setup finished. You must copy two files "V0021d7.dsp" & "V0021d7.s37" for /update/English to C:/Program files/FlashCom.



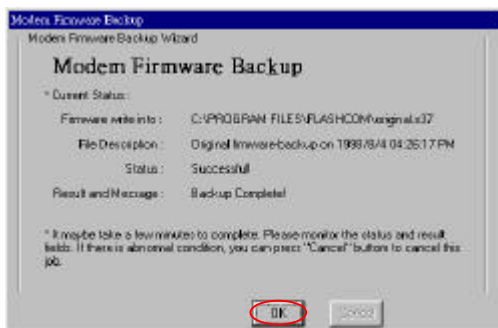
Step2 Select the <Firmware Backup>. The following screen will appear and the present firmware of the modem will be automatically stored to a backup file named original.s27. (Note that in the executing directory there shall not exist a file named original.s37, which has the same file name, as the backup file does. If any exists, please move it to the other directory first.)



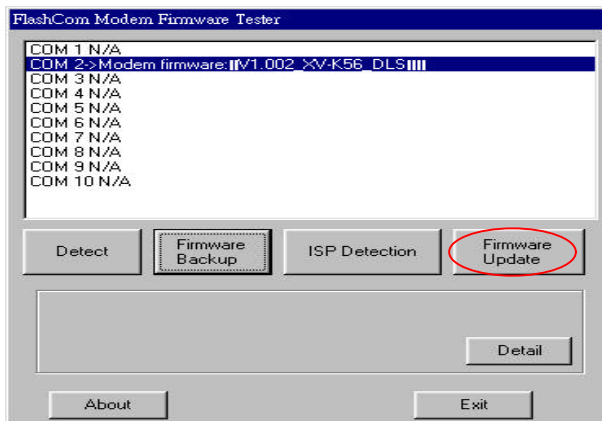
Step3 As the backup is completed.



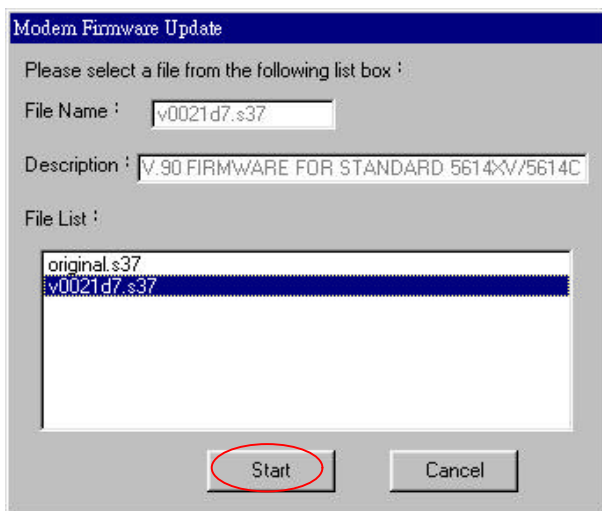
Step4 the following screen will appear. Press <OK> to return to the main screen FlashCom.



Step5 Select <Firmware Update>.



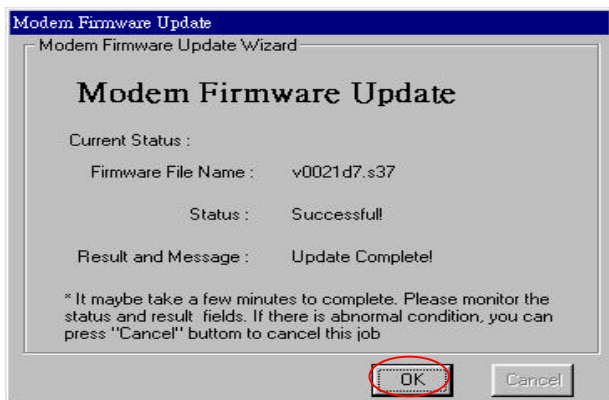
Step6 Select the new V90 version (V0021D7A.S37) of the firmware. Press <Start>.



Step7 the upgrading process is as follows:



Step8 after completing the upgrade execution, please select <OK>.



Step9 the above steps complete the upgrading of the V90 program.

Step10 If you are going to undo the upgrading back to the original K56Flex version, please follow step 5 to step 8. The file name at step 6 shall be changed to original.s37 please.

Attention: V0021D7.S37 is the latest edition of V90's firmware. If you need upgrade